



District Report Card: 2017


State: Telangana	District: Suryapet
Class: 5	Subject: Language
Schools: 59	Students: 748


Participation/Coverage


Students

GENDER 	Boys		Girls	
	Number	%	Number	%
	349	46.66	399	53.34

AREA 	Rural		Urban	
	Number	%	Number	%
	697	93.18	51	6.82

CATEGORY 	SC		ST		OBC		GEN	
	Number	%	Number	%	Number	%	Number	%
	258	34.49	79	10.56	400	53.48	11	1.47

CWSN 	LD	VI	HI	S&LD	ID	Oth
	2	0	1	1	8	2

Management 	Government		Government-aided	
	Number	%	Number	%
	732	97.86	16	2.14

Average Performance of Students in Language (%)

Overall	Gender		Area		Management		Social Group			
	Male	Female	Rural	Urban	Govt.	Aided	SC	ST	OBC	GEN
56.00	56.49	55.57	56.62	47.45	56.28	42.92	54.44	50.13	58.25	52.73

Performance on Learning Outcomes (LOs)

Learning Outcomes	Description	Average Performance(%)
L504	Reads and comprehends independently storybooks, news items/ headlines, advertisements etc.	56.28
L508	Reads text with comprehension, locates details and sequence of events	55.86

Range of Performance of Students who Answered Correctly							
Below 30%		30% - 50%		50% - 75%		Above 75%	
Number	%	Number	%	Number	%	Number	%
91	12.17	198	26.47	329	43.98	130	17.38

Lowest Performing Learning Outcomes (LOs)

- 1 - Reads text with comprehension, locates details and sequence of events (55.86)
- 2 - Reads and comprehends independently storybooks, news items/ headlines, advertisements etc. (56.28)